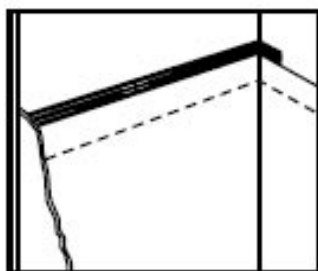


Litecontrol Wall/Slot-2000 PR-continued

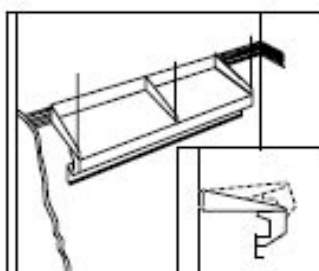
## PLANNING FOR INSTALLATION

Finished wall should extend 13" above ceiling. Locate bottom of Fixture Support Rail 9 3/8" up from bottom of ceiling for Lay-in Grid T-bar ceilings. Extruded trim of fixtures supports ceiling tiles at perimeter; elsewhere ceiling construction must be supported independently of the lighting system.

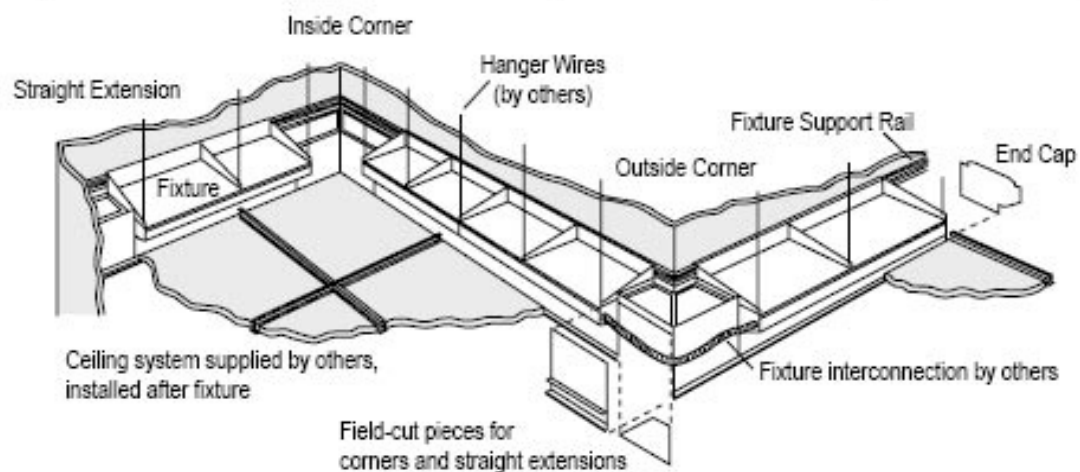
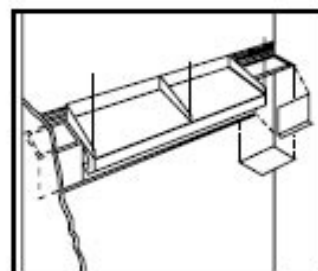
1. Install Fixture Support Rails on wall.



2. Hook fixtures on rail and slide into position. Attach hanger wires.



3. Install extensions and corners.



备注:灯具尺寸仅供参考,实际尺寸由制造商根据具体建筑结构确定。其他的灯具特性由灯具制造商确定。

Section 26 5001

北京会议中心 - 建筑 'E'  
照明灯具参数表  
项目号 # 100096.00  
日期: 11.28.2006